



Mission Adopt-a-Block Society's

School Litter Audit Program

Creating positive awareness for litter control one block at a time.

Environmental Activity
for Mission Middle and High Schools (District #75)

Mission Adopt-A-Block Society
Office: **(604) 826 9423**
missionadoptablock@gmail.com

*"Developing positive environmental awareness because...
Today's youth are tomorrow's stewards of the Earth."*



Mission Adopt-A-Block's School Litter Audit Program

Attention: Middle & High Schools (District #75)

The Mission Adopt-A-Block Society would like to offer your school a chance to participate in what we hope will be an important addition to your curriculum or a perfect learning opportunity for your leadership classes. Our litter audit program allows your students to take an active role in being responsible for the cleanliness of their own school property and expands their knowledge about litter and the consequences of it in the environment.

The enclosed material outlines a basic 'litter audit' activity agenda. All material and ideas can be adjusted to suit particular age groups.

A litter audit activity is an excellent means to measure your school's environment social responsibility status – and can help reduce the amount of litter found on or around school property by teaching students about poor waste management behaviors and the importance to be responsible for their own trash.

To book a Litter Audit for your group please fill out online application form:

<http://www.missionadoptablock.com/blog/school-litter-audit-registration-form/>





School District # 75

School Litter Audit Program Details:

A school litter audit consists of the following: an in class litter awareness question period and safety talk, a designated area cleanup period (including the completion of a litter audit) and an evaluation and discussion period following the clean up. The total anticipated time to complete all the activities is about two hours, but can be modified to suit class time restrictions. We provide all the necessary clean-up tools, including safety vests for the students to wear. The following is the basic agenda of the school litter audit:

Proposed Activities:

1. Initially, a discussion will be held with the students to introduce them to the problems and solutions regarding litter around the community and in particular their school grounds. An emphasis is made on importance of being a role model for younger kids as majority of youth understands issues associated with litter.

2. A discussion is held with the students regarding the safe handling of the litter and the use of the litter pick-up tools and safety vests that Adopt-A-Block provides.

3. Students can then be divided into teams of three and assigned areas of the school grounds or street section near the school to conduct a 15-20 minute clean-up activity.

4. Items to be picked up are recorded and categorized on tally sheets. One student picks up litter items with tongs, the second team member carries the disposal bag and the third team member records the item on the tally sheet. They are encouraged to change position every five minutes. Litter is weighed and dumped on to tarmac to be observed. (Litter will then be properly disposed.)









5. The class then will pool their data to arrive at the total number of litter collected and greatest amount of items found, on one large bar graph or other visual display. This activity is particularly of value to students interested in environmental issues and/or statistics. The audit is ended with a discussion about the types of litter found, and possible solutions to reduce litter on the schoolyard, at home and the community.

6. Finally, students are encouraged to develop an action plan aimed at increasing awareness of and participation in litter control efforts. Through collaborative brainstorming students find ways to connect with fellow youth and younger generations.



ADOPT-A-BLOCK LITTER AUDIT – **SAMPLE FORM**

Group Member Names:	
Date:	
School:	
Teacher:	

What did you find?	How much?	Totals:
Food Packaging: fast-food packages, candy wrappers, etc. 		
Recyclable Containers: bottles, cans, juices boxes, etc. 		
Non-Recyclable Drink Containers: plastic cups, paper cups, etc. 		
Paper & Cardboard: lunch bags, boxes, newspaper, etc. 		
Food: apples, Pizza, sandwiches, etc. 		
Plastic: spoons, forks, straws, plastic bags, etc. 		
Glass: broken bottles, other glass objects 		
Other: cigarette butts, nails etc. 		





SAMPLE FORM

LITTER AUDIT RESULTS

School:	
Date:	
Teacher:	
# of Bags:	
# of Participants:	



-  Food Packaging
-  Recyclable Containers
-  Non-Recyclable Drink Containers
-  Paper & Cardboard
-  Food
-  Plastic
-  Glass
-  Other